

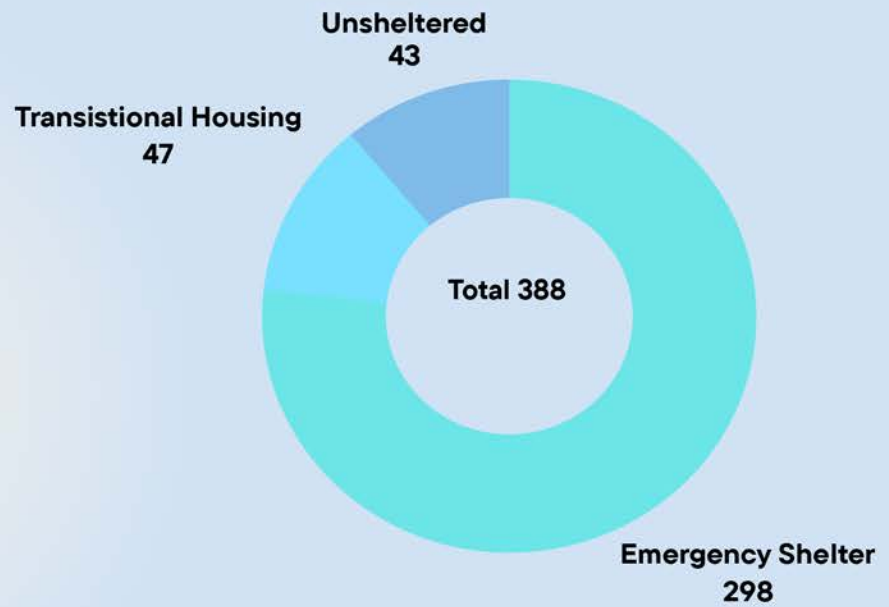
# OAKLAND COUNTY STATE OF HOMELESSNESS



*\*\* Data shared in this presentation was compiled using the Data Warehouse, HMIS and local BNL's*

5/7/2025

## POINT IN TIME COUNT (PIT)



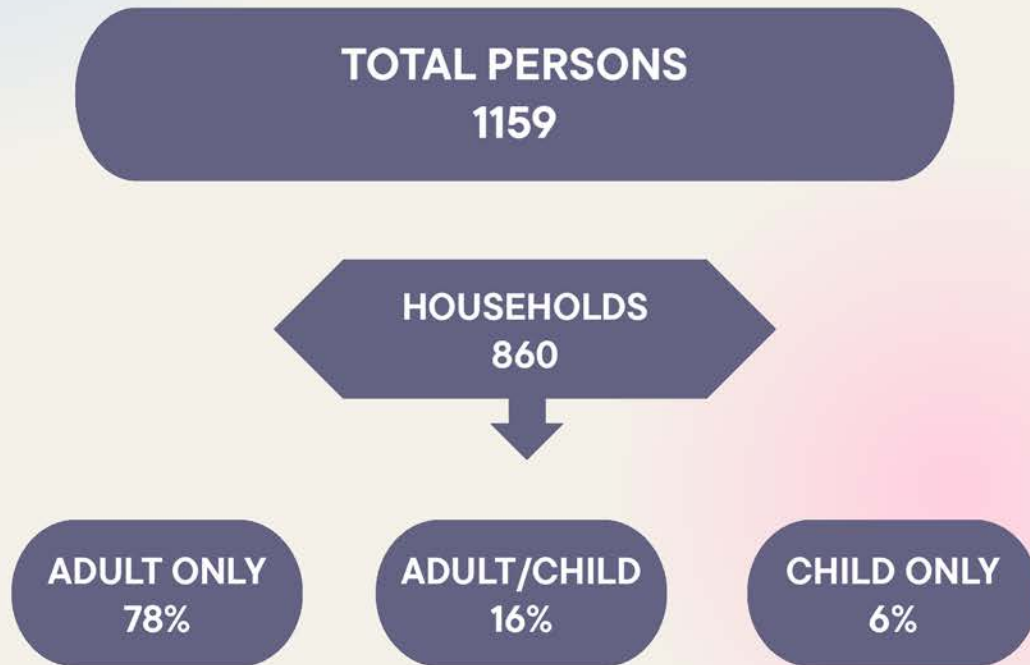
# PIT 2019-2025



## HOUSING INVENTORY CHART (HIC)



PERSONS EXPERIENCING HOMELESSNESS  
OAKLAND COUNTY 2024



## Persons Experiencing Homelessness Oakland County 2024

### Race & Ethnicity

American Indian, Alaska Native, or Indigenous and Non-Hispanic/Latina/e/o	5	0.43%
Asian or Asian American and Non-Hispanic/Latina/e/o	5	0.43%
Black, African American, or African and Hispanic/Latina/e/o	16	1.38%
Black, African American, or African and Non-Hispanic/Latina/e/o	701	60.48%
Hispanic/Latina/e/o and Hispanic/Latina/e/o	24	2.07%
Middle Eastern or North African and Non-Hispanic/Latina/e/o	3	0.26%
Native Hawaiian or Pacific Islander and Hispanic/Latina/e/o	3	0.26%
Native Hawaiian or Pacific Islander and Non-Hispanic/Latina/e/o	1	0.09%
White and Hispanic/Latina/e/o	13	1.12%
White and Non-Hispanic/Latina/e/o	325	28.04%
Multi-Racial and Hispanic/Latina/e/o	17	1.47%
Multi-Racial and Non-Hispanic/Latina/e/o	43	3.71%
Data not collected	3	0.26%

PERSONS EXPERIENCING HOMELESSNESS  
OAKLAND COUNTY 2024  
GENDER

Woman (Girl, if child)	550	47.45%
Man (Boy, if child)	593	51.16%
Culturally Specific Identity (e.g., Two-Spirit)	0	0.00%
Non-Binary	5	0.43%
Transgender	6	0.52%
Questioning	2	0.17%
Different Identity	0	0.00%
Unknown Gender	3	0.26%



PHOTO COURTESY OF BOHOCOMMUNITY.ORG



# LITERALLY HOMELESS

2024

**Literally Homeless Persons: 1159**

**At Least One Disability Reported: 32%**

**Average Age: 42**

**Children (under 18): 32%**

**Top Prior Living Situation**

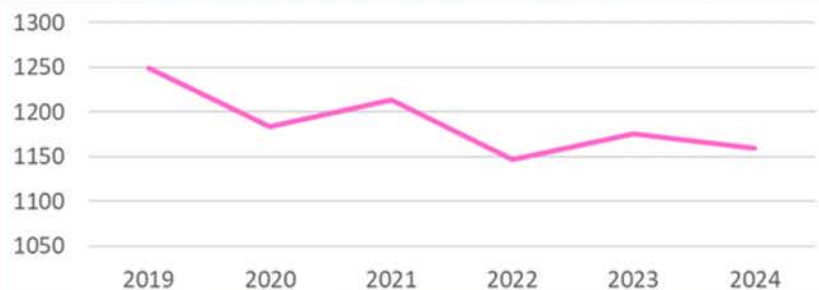
• **Places Not Meant For Human Habitation: 51%**

• **Emergency Shelter: 18%**

**First Time Homeless: 45%**

**More Than 12 Months Homeless: 24%**

## LITERALLY HOMELESS PERSON IN OC BY YEAR





## LITERALLY HOMELESS COMPARISON

### 2024

Literally Homeless Persons: 1159  
At Least One Disability Reported: 32%  
Average Age: 42  
Children (under 18): 32%  
Top Prior Living Situation  
·Places Not Meant For Human  
Habitation: 51%  
·Emergency Shelter: 18%  
First Time Homeless: 45%  
More Than 12 Months Homeless: 24%

### 2023

Literally Homeless Persons: 1175  
At Least One Disability Reported: 31%  
Average Age: 43  
Children (under 18): 30%  
Top Prior Living Situation  
·Places Not Meant For Human  
Habitation: 43%  
·Emergency Shelter: 13%  
First Time Homeless: 39%  
More Than 12 Months Homeless: 24%



# VETERANS

## 2024- 59 Homeless Veterans

- At least 1 disability reported: 56%\*
- Average age: 52
- Adult Only HH's: 100%
- Male: 88%, Female: 9%, Other: 3%
- Top prior living situations:
  - > Place not meant for habitation 33%
  - > Staying with friends 19%
- First time homeless: 53%
- More than 12 months homeless: 20%

### Veteran BNL Current

- 29 active as of 3/31/2025

### From 1/1/2025-3/31/2025

- Referrals: 13
- Housed: 7
- Deactivated: 4

# Total Veterans in OC by Year



## VETERANS

2024-

59 Homeless Veterans

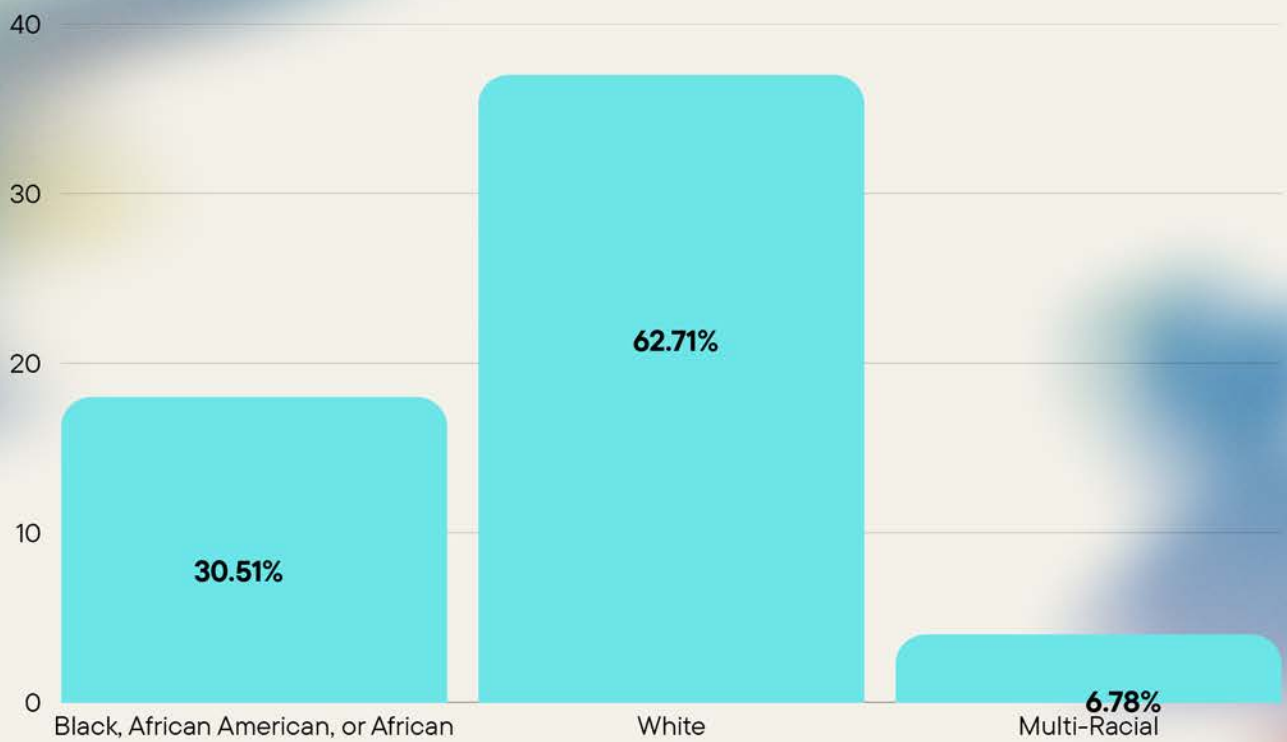
- At least 1 disability reported: 56%\*
- Average age: 52
- Adult Only HH's: 100%
- Male: 88%, Female: 9%, Other: 3%
- Top prior living situations:
  - >Place not meant for habitation 33%
  - >Staying with friends 19%
- First time homeless: 53%
- More than 12 months homeless: 20%

2023-

53 Homeless Veterans

- At least 1 disability reported: 43%\*
- Average age: 50
- Adult Only HH's: 92%
- Adult Child HH's: 8%
- Male: 79%, Female: 19%, Other: 2%
- Top prior living situations:
  - > Place not meant for habitation 32%
  - > Staying with friends 15%
- First time homeless: 62%
- More than 12 months homeless: 25%

## VETERAN RACE OVERALL



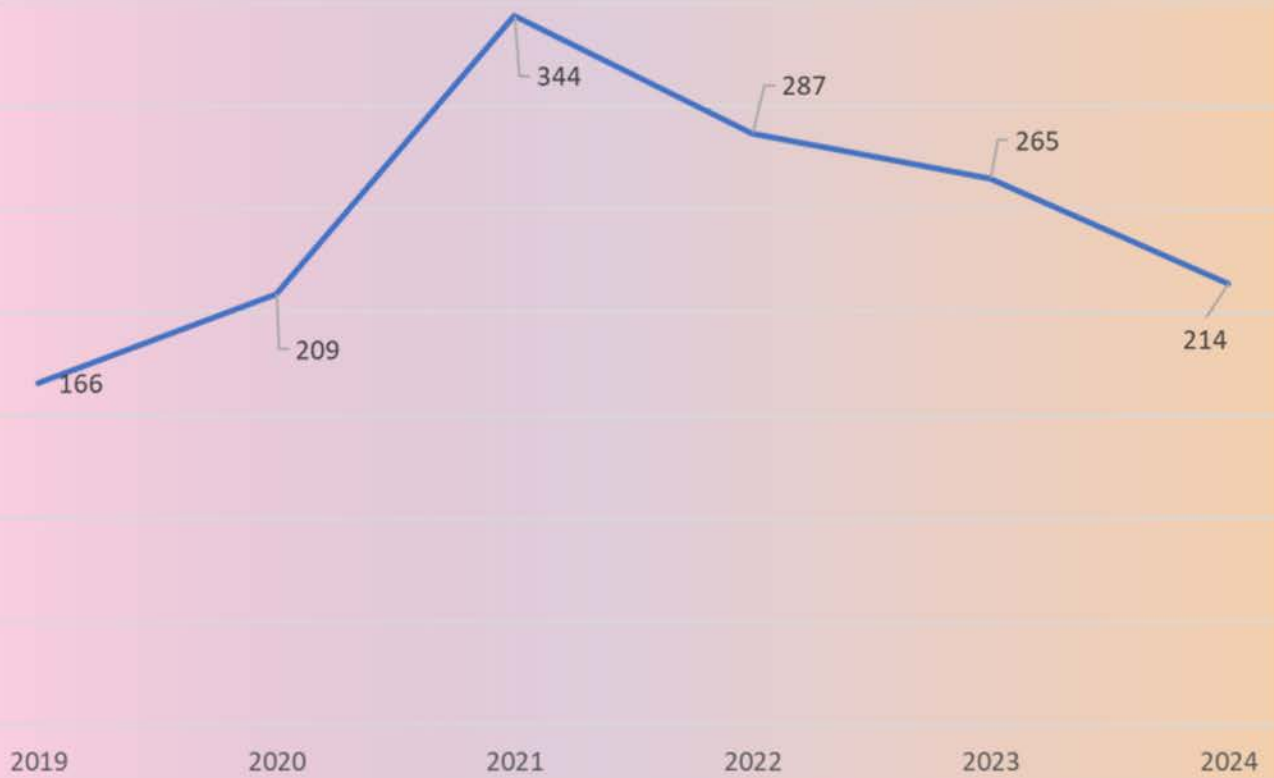
# Chronically Homeless

2024- 214 Chronically Homeless Persons



- Average age:44
- Adult Only HH's: 92%
- Adult Child HH's: 7%
- Child Only HH's: 1%
- Male: 59%, Female: 40%, Transgender: 0.75%, Questioning: 0.38%
- Top prior living situations: Place not meant for habitation=57% Emergency Shelter=12%
- First time homeless: 27%
- Four or more times homeless: 49%
- More than 12 months homeless: 67%

## Chronically Homeless Persons in OC by Year





# Chronically Homeless

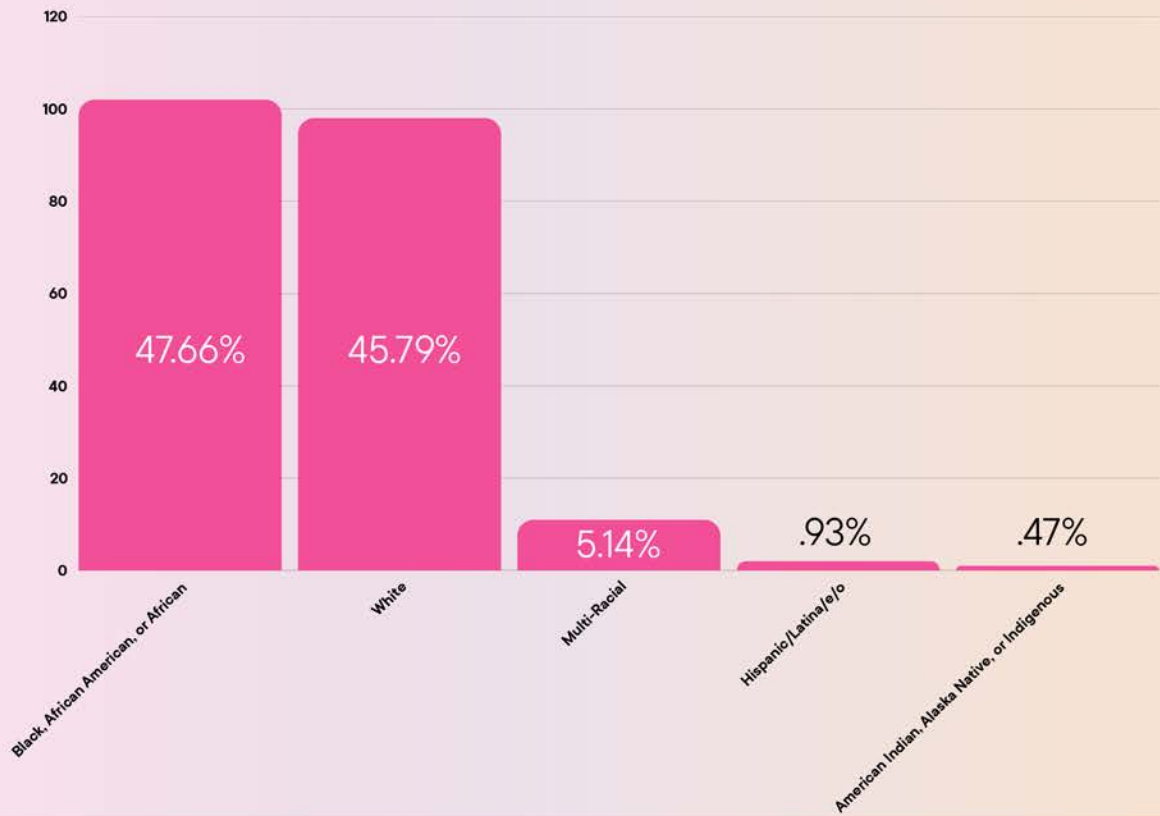
## 2024- 214 Chronically Homeless Persons

- At least 1 disability reported: 63%\*
- Average age:47
- Adult Only HH's: 92%
- Adult Child HH's: 7%
- Child Only HH's: 1%
- Male: 58%, Female: 48%, Transgender: 0.47%, Questioning: 0.47%, Non-Binary: 1%
- Top prior living situations: Place not meant for habitation=64% Emergency Shelter=14%
- First time homeless: 30%, Four or more times homeless=49%
- More than 12 months homeless: 71%

## 2023- 216 Chronically Homeless Persons

- At least 1 disability reported: 61%\*
- Average age:44
- Adult Only HH's: 93%
- Adult Child HH's: 6%
- Child Only HH's: 1%
- Male: 60%, Female: 39%, Transgender: 0.46%, Questioning: 0.46%
- Top prior living situations: Place not meant for habitation=59% Emergency Shelter=12%
- First time homeless: 27%, Four or more times homeless=55%
- More than 12 months homeless: 79%

## CHRONIC RACE OVERALL



# SENIORS



"I would go and stay in a park all day long and then sit in front of a McDonald's. For a first-timer, for an elderly person, you know, it's very difficult to be in a shelter."



2024

191 Homeless Seniors

Age 55 and above

- At least one disability 48%
- Average age 62
- Adult only households 99%
- Male 66%, Female 33%, Transgender 1%
- Top prior living situation
  - > Place not meant for habitation 49%
  - > Emergency shelter 10%
- First time homeless 49%
- More than 12mths homeless 35%

## Total Seniors in OC by Year



2019

2020

2021

2022

2023

2024

## SENIORS

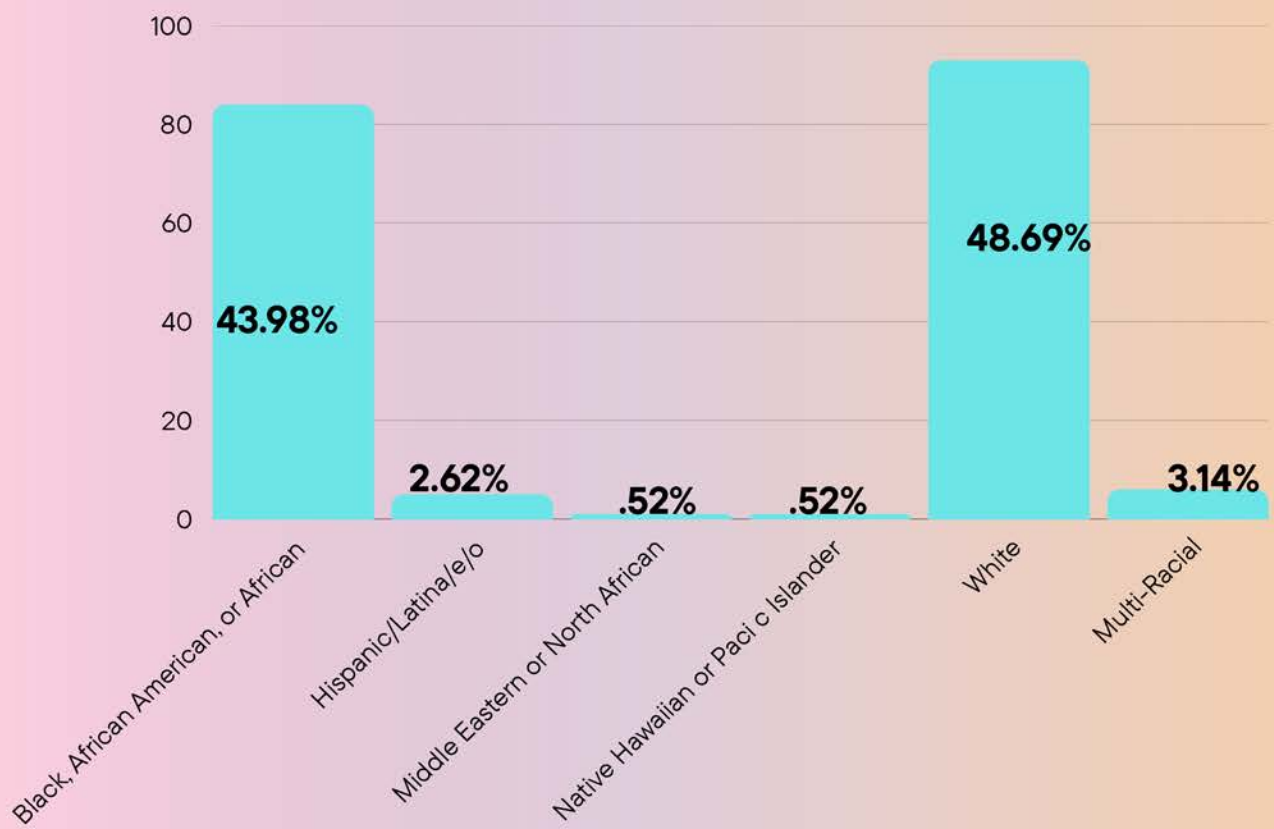
### 2023- Age 55 and above

- At least one disability 49%
- Average age 61
- Adult only households 99%
- Male 62%, Female 38%
- Top prior living situation
  - >Place not meant for habitation 47%
  - >Emergency shelter
- First time homeless 49%
- More than 12mths homeless 34%

### 2024- Age 55 and above

- At least one disability 48%
- Average age 62
- Adult only households 99%
- Male 66%, Female 33%, Transgender 1%
- Top prior living situation
  - >Place not meant for habitation 49%
  - >Emergency shelter 10%
- First time homeless 49%
- More than 12mths homeless 35%

## SENIOR RACE OVERALL





# YOUTH



2024

51 Unaccompanied Youth

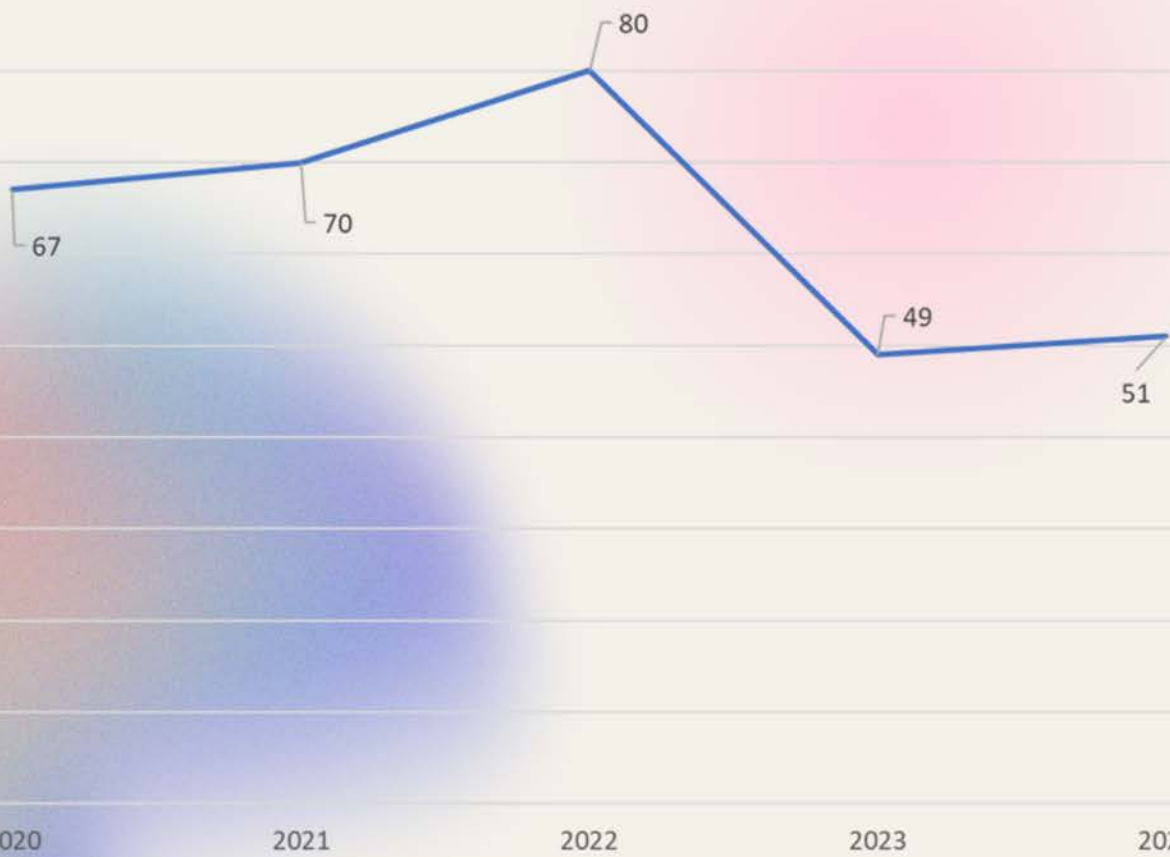
Being defined as under the age of 18  
(child-only households)



- Average age 14
- At least 1 disability reported 33% with the highest being developmental at 27%
- Male 35%, Female 65%
- Top prior living situation
  - > Staying with Family/Friend 57%
  - > Emergency Shelter 22%
- First time homeless 33%



## Total Unaccompanied Youth in OC by Year



## Unaccompanied Youth

Being defined as under the age of 18 (child-only households)

### 2024- 51 Unaccompanied Youth

Average age 14

·At least 1 disability reported 33% with the highest being developmental at 27%

·Male 35%, Female 65%

·Top prior living situation

>Staying with Family/Friend 57%

>Emergency shelter 22%

·First time homeless 33%

### 2023- 49 Unaccompanied Youth

Average age 15

·At least 1 disability reported 24% with the highest being developmental at 16%

·Male 41%, Female 55%

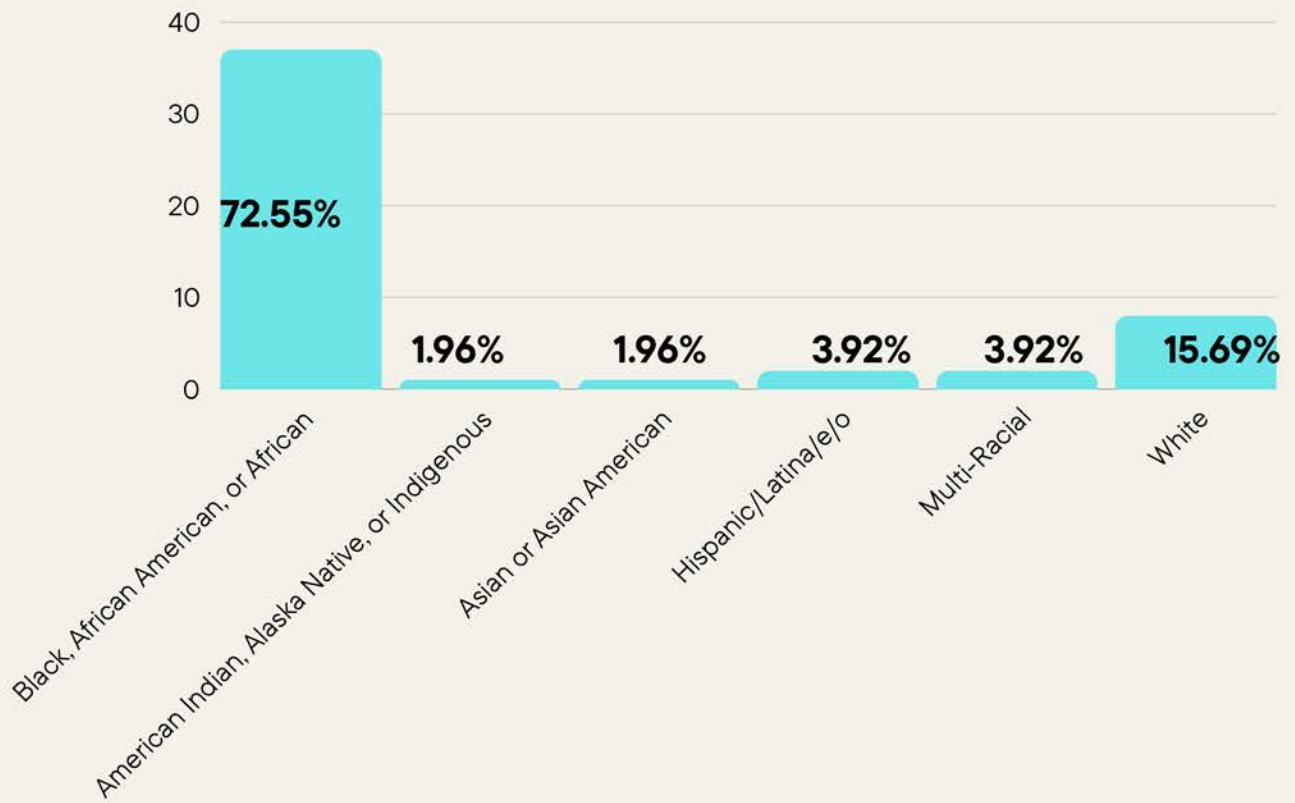
·Top prior living situation

>Staying with Family/Friend 49%

>Place not meant for habitation 16%

·First time homeless 51%

## Unaccompanied Youth Race Overall





HMIS Questions:

[hmishelp-alliance@oaklandhomeless.org](mailto:hmishelp-alliance@oaklandhomeless.org)

Holly Gauthier

[hgauthier-alliance@oaklandhomeless.org](mailto:hgauthier-alliance@oaklandhomeless.org)

Rebecca Fitzgerald

[rfitzgerald-alliance@oaklandhomeless.org](mailto:rfitzgerald-alliance@oaklandhomeless.org)