

Oakland County Veteran Report

Calendar Year
2019 Q2 to 2020 Q2

June 2020

Oakland County Veteran Taskforce

The Oakland County Veteran Taskforce is a group of partner agencies that work together to end veteran homelessness in Oakland County. Goals of the Taskforce include:

1. Successfully identify all veterans experiencing homelessness in Oakland County.
2. List each homeless veteran on the By-Name-List (BNL) within 72 hours of identification.
3. Permanently house all identified homeless veterans in need of housing, within 90 days of identification.

Partner Agencies

The Oakland County Veteran Taskforce is comprised of a variety of partner agencies ranging from emergency shelter to permanent housing. A list of core partner agencies is listed below:

- Alliance for Housing
- Bluewater Center for Independent Living (BWCIL)
- Community Housing Network (CHN)
- Disability Network Oakland & Macomb (DNOM)
- HOPE
- John D. Dingell VA Medical Center (VAMC)
- Oakland County Community Health Network (OCHN)
- Oakland County Veterans' Services
- Oakland Livingston Human Service Agency (OLHSA)
- South Oakland Shelter (SOS)
- Training and Treatment Innovations (TTI)

Veteran By-Name-List

The Veteran By-Name-List (BNL) is an active list of veterans currently experiencing homelessness in Oakland County. The BNL is updated on a weekly basis to track the status of clients that are looking for housing, moved into a unit, or deactivated from the list. Persons referred to the list are connected to agencies that provide housing assistance to veterans.

Oakland County has a variety of Veteran-specific housing projects available to eligible participants. This includes Rapid Rehousing (RRH) and Prevention through Supportive Services for Veteran Families (SSVF) and Michigan State Housing Development Authority (MSHDA). Permanent Supportive Housing (PSH) is also available through Veteran Affairs Supportive Housing (VASH) vouchers, Continuum of Care (CoC) PSH and Housing Choice Vouchers (HCV). Each project has specific eligibility criteria that's reviewed by the Taskforce prior to a veteran's placement with an agency.

Referral Source

Below is a list of agencies that refer veterans to the BNL by quarter.

	2019		2020	
	Q3	Q4	Q1	Q2
BWCIL	0	0	1	0
CHN	0	0	0	0
CHN HARA	5	3	4	0
CHN PATH	2	2	0	1
HOPE	7	9	3	4
SOS	0	2	1	2
TTI	3	0	0	0
VA	7	0	2	0

VASH and VHA Eligible

Both VHA and HUD-VASH eligibility is tracked on the BNL to determine additional resources available to veterans.

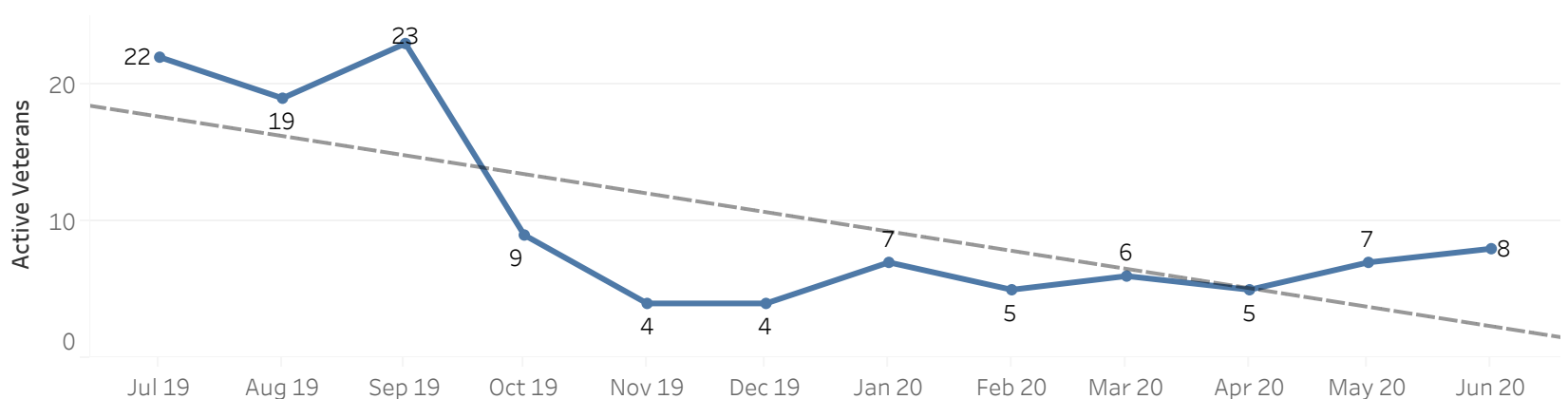
HUD-Veterans Affairs Supportive Housing (HUD-VASH):

combines rental assistance for homeless veterans with case management and clinical services provided by the VA.

Current VASH Eligible: 1

Veteran Health Administration (VHA): is an integrated health care system serving enrolled Veterans throughout the United States. **Current VHA Eligible: 1**

Homeless Veterans by Month



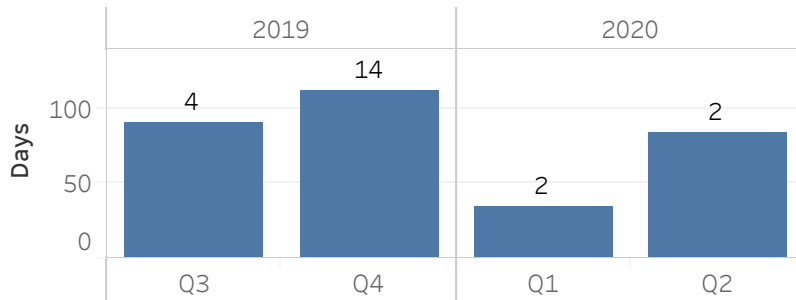
Oakland County Veteran Report

Calendar Year
2019 Q2 to 2020 Q2

June 2020

Average Length of Time from Referral to Housed

The average length of time (LOT) is measured from the date the referral was made to the Veteran BNL, to the date the person moved into housing. A high average LOT (90+ days) means veterans are experiencing housing barriers that lengthen their time homeless.



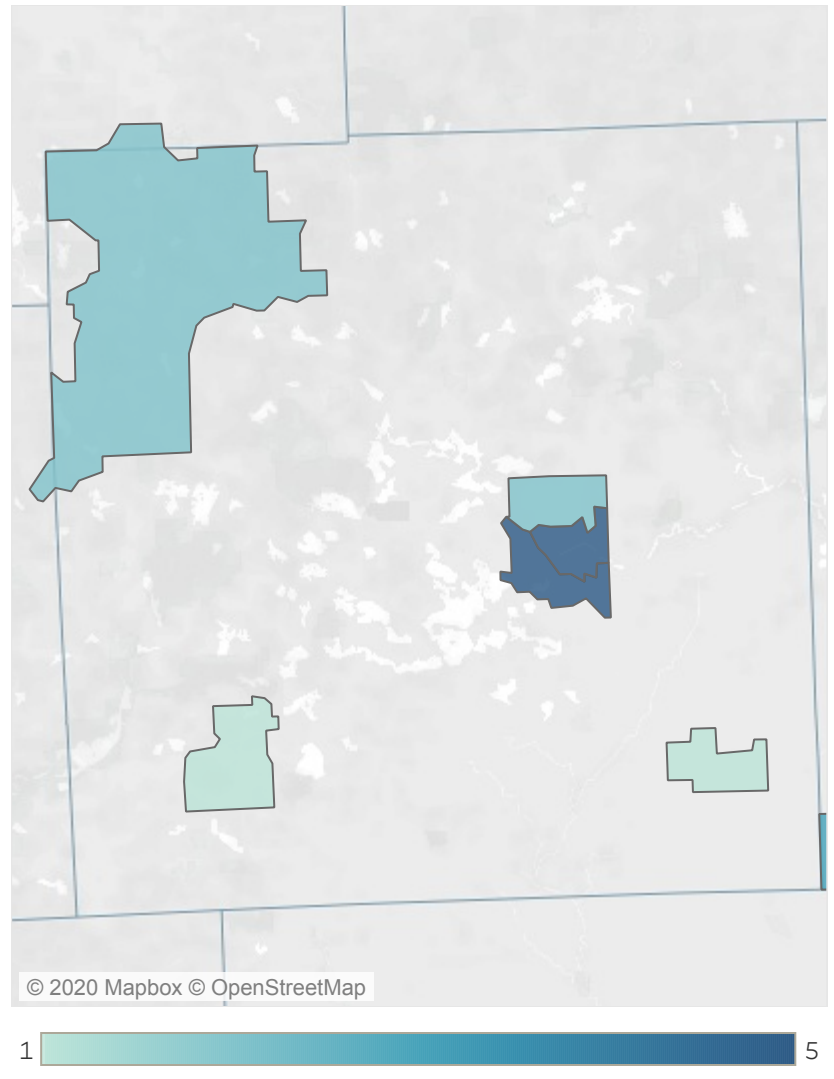
Reason Deactivated

Veterans are deactivated from the BNL for a variety of reasons. Below is a list of the most common reasons. Veterans that are deactivated from the list can be re-referred and added back to the BNL at any point.

	2019		2020		Total
	Q3	Q4	Q1	Q2	
Declined Program	0	0	0	0	0
Found Housing Elsewhere	0	1	0	0	1
In Different Program/County	1	4	1	0	6
Incarcerated/ Open Charge	0	0	0	0	0
No Contact	8	5	3	1	17
No Follow-Up	0	0	0	0	0
Not Eligible	1	3	1	1	6
Not Homeless	2	0	3	2	7
Passed Away	0	0	0	0	0
Unable To Locate Unit	0	0	0	0	0
TOTAL DEACTIVATED	13	22	9	4	48

Location of Veterans Housed in Oakland County

The distribution of homeless veterans housed throughout Oakland County is represented in the map below. The map shows concentrations of persons housed by zip code. The map is cumulative as of 8/1/2019.



Identified, Housed, and Deactivated

The net inflow of veterans added to the BNL is captured in the chart below. The inflow is represented by the number of homeless veterans **identified** minus the number of veterans **housed** and **deactivated** from the BNL per month. A increase in inflow, means there are more homeless veterans identified than housed or deactivated from the BNL.

