Oakland County State of Homelessness

5/16/18

ALLIANCE FOR HOUSING

Point in Time (PIT) Count

JANUARY 31, 2018

- **260** Emergency Shelter
- **96** Transitional Housing
- **71** Unsheltered

427 TOTAL

PIT 2014-2018

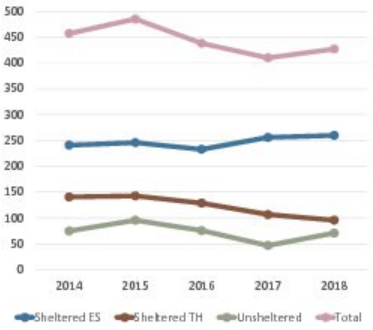

Homeless Persons in Oakland County 2017

- 38% Persons in Families
- 62% Individuals

4,115 TOTAL

Literally Homeless

2017- 2,907 literally homeless persons

- Category 1
- Disabling condition: 53%
- Average age: 34
- Singles: 62%
- Children in HH: 25%
- Top prior living situation: 40% place not meant for habitation & 29% ES.
- First time homeless: 30%
- More than 12 months homeless: 20%

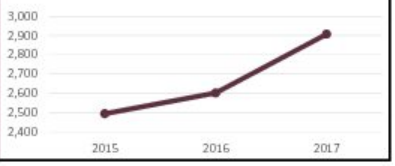

Chronically Homeless

CH BNL

- 40 active as of 4/1/18
- Identified per month: 9
- Housed per month: 3
- Deactivated per month: 8

2017- 312 chronically homeless persons
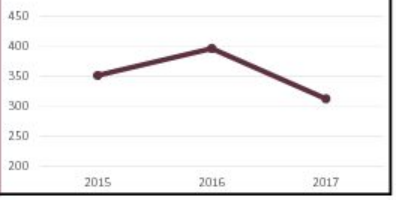
- Definition of CH changed in 2016
- Disabling condition: 100%
- Average age: 42
- Children in HH: 2%
- Prior living situation: 43% not meant for habitation & 32% ES
- More than 12 months homeless: 83%