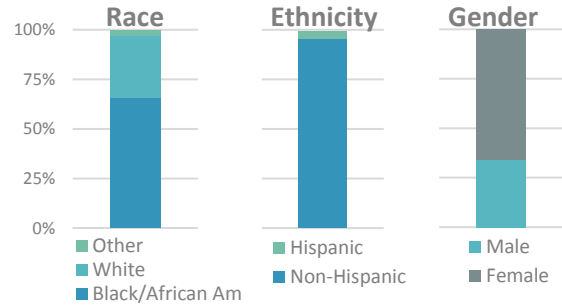


# ALLIANCE FOR HOUSING- 2016 ANNUAL REPORT

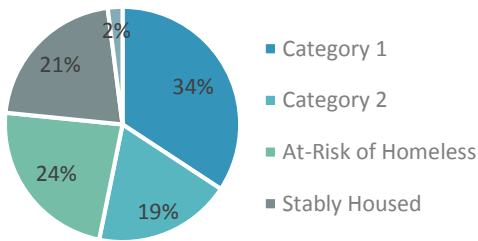
## TOTAL CLIENTS

Total Persons	9,754
Singles	61%
Families	39%
Average Age	37
Disabling Condition	49%
DV Victim/Survivor	26%

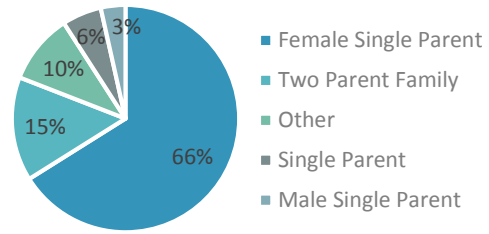
Approximately 20% of all clients are children in families or unaccompanied youth.



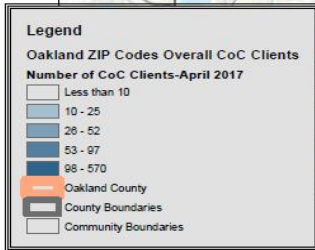
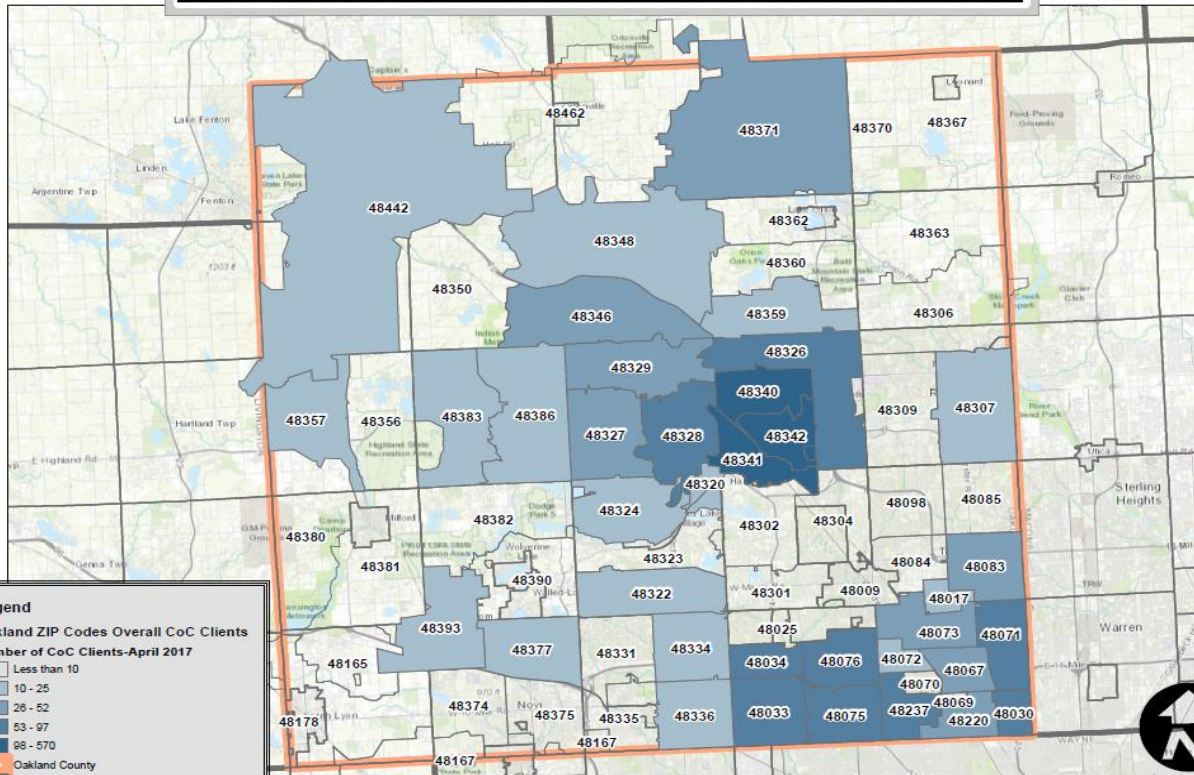
## Housing Status



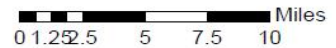
## Household Type



## Oakland County ZIP Codes with CoC Clients

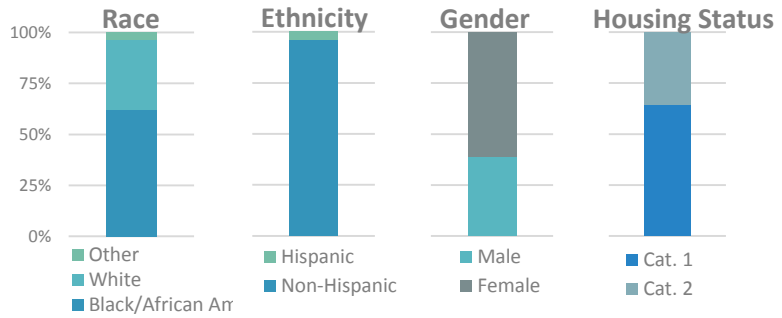


Data Sources: Community Housing Network, Southeast Michigan Council of Governments, U.S. Census Bureau Tiger Products, ESRI  
 Updated April 11, 2017

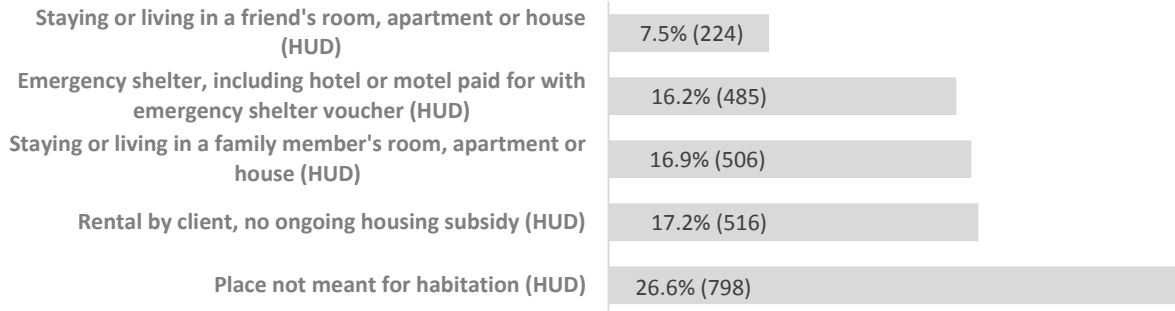


## TOTAL HOMELESS

Total Persons	4,059
Singles	68%
Families	32%
Average Age	36
Disabling Condition	53%
DV Victim/Survivor	27%

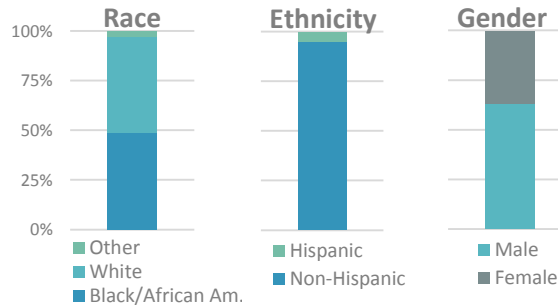


### Top Prior Living Situation

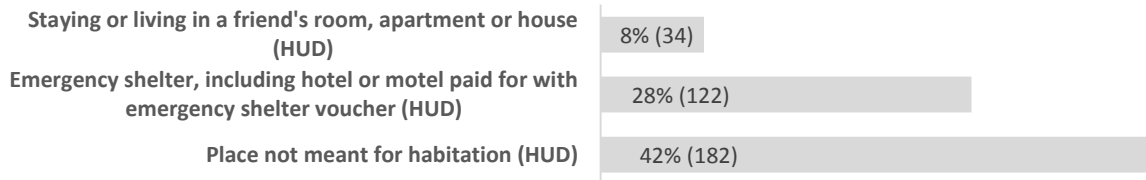


## CHRONICALLY HOMELESS

Total Persons	396
Average Age	43
Disabling Condition	100%
DV Victim/Survivor	30%

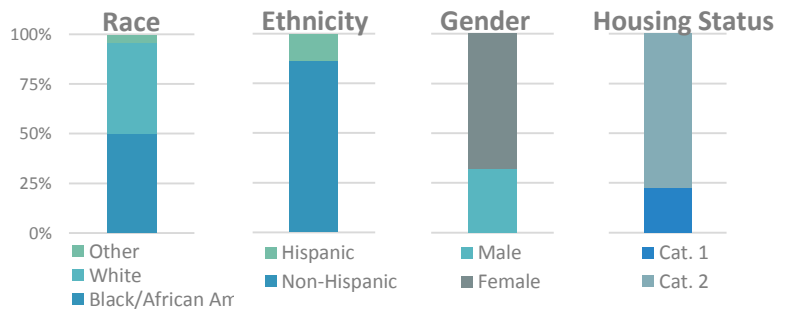


### Top Prior Living Situation

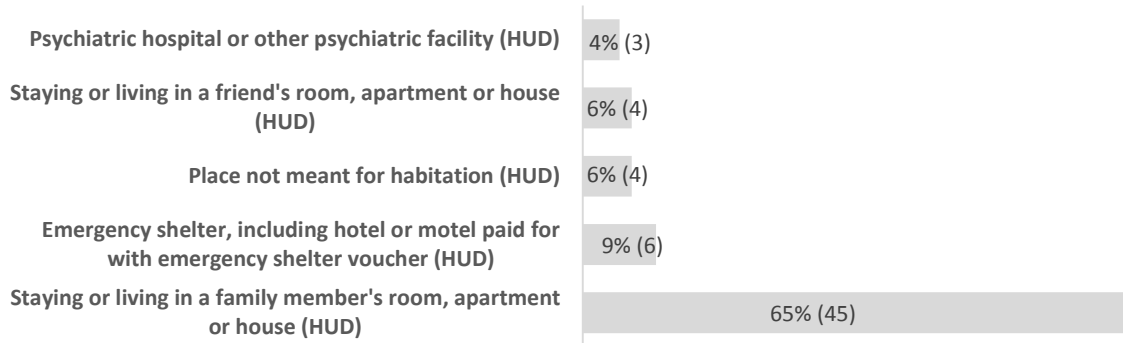


## UNACCOMPANIED YOUTH

Total Persons	66
Average Age	16
Disabling Condition	63%
DV Victim/Survivor	38%
Students considered unaccompanied	10%



## Top Prior Living Situation

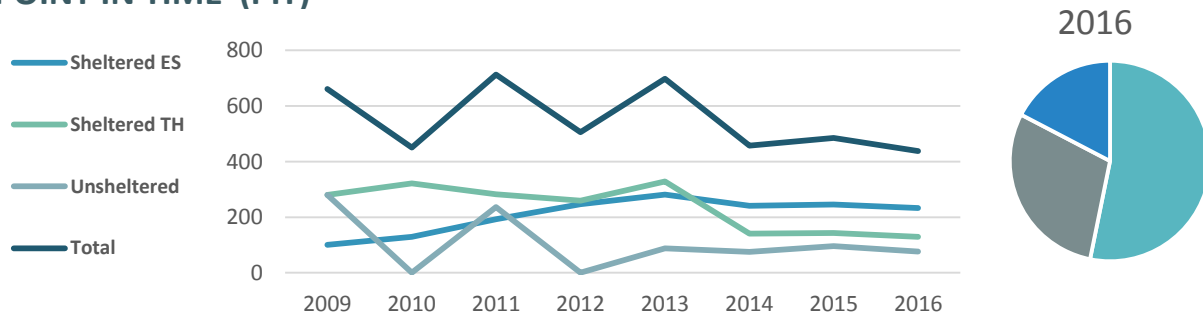


## OAKLAND SCHOOLS HOMELESS STUDENT SERVICES

Total students attending Oakland County Schools 2015-16 **2,397**

% of students considered unaccompanied youth (students not in the physical custody of the legal parent or guardian) **10%**

## POINT IN TIME (PIT)



## OUTCOMES

Length of Time Persons Remain Homeless			
	Universe (Persons)	Average Length of Time Homeless	Median Length of Time Homeless
Persons in ES	847	57	27
Persons in ES & TH	984	108	42

Return to Homelessness after Exit to Permanent Destination						
	# Exited	# Return	Less than 6 Months	6 to 12 Months	13 to 24 Months	2 Years
Exits from SO	121	18	7.4%	2.5%	5.0%	14.9%
Exits from ES	299	59	9.1%	5.4%	5.4%	19.7%
Exits from TH	92	3	0.0%	2.2%	1.1%	3.3%
Exits from PH	300	47	12.3%	1.3%	2.0%	15.7%
Total	812	127				

<b>Employment and Income Growth for Homeless Persons in CoC Funded Projects</b>		
	Stayers	Leavers
% with increased earned income	6.8%	21.9%
% with increased non-emp. cash income	14.9%	29.7%
% with increased total income	19.8%	46.1%

<b>Number of Persons who become Homeless for the First Time</b>		
	ES & TH	ES, TH, & PH
Total Persons with Entries	908	1270
% First Time Homeless (no entry in ES, TH, TH, or PH in past 2 years)	79.7%	81.7%

<b>Exits to Permanent Destination</b>	
	Leavers
% SO Exit to Permanent Destination	83.7%
% ES, SH, TH & RRH Exit to Permanent Destination	62.4%
% PH Exit to Permanent Destination	95.9%

- Emergency Shelter (ES)
- Permanent Housing (PH)
- Street Outreach (SO)
- Transitional Housing (TH)